

Invacare® | **SB™ 755**



3 year warranty

Complies with
IEC 60601-2-52

When comfort comes first

Combining comfort, ease of handling and safety, the *Invacare SB 755* is ideal for all homecare and institutional environments.

The **SB 755** offers optimum comfort with an ideal seating positioning to minimise shear and friction. Carers can adjust the bed to meet individual user requirements.

Thanks to a unique technical feature the **SB 755** can be adapted to taller users as both the head and foot of the bed can be extended. All these features provide real benefits to users and care-givers in terms of comfort and general well-being.



Yes, you can.®

Your comfort is our focus

The **SB 755** comes with several features to ensure an excellent seating position and to reduce shear and friction during movement. These include an improved auto-regression system, optimised length of mattress platform sections and a leg section that can be lowered below horizontal.

Invacare strives to cater for all patients and so offers a length extension of 100 mm at the head and foot of this model to meet the needs of taller users.

Ease of handling

No part of the **SB 755** weighs more than 25 kg and dismountable scissors are available as an option.

Mounting and dismantling the bed has been made particularly easy to allow for greater ease of transport and storage. The bed can be stored on its base and rolled directly from van to bedroom. Assembly and transportation can be carried out by one person quickly and with minimum effort.

Safety is key

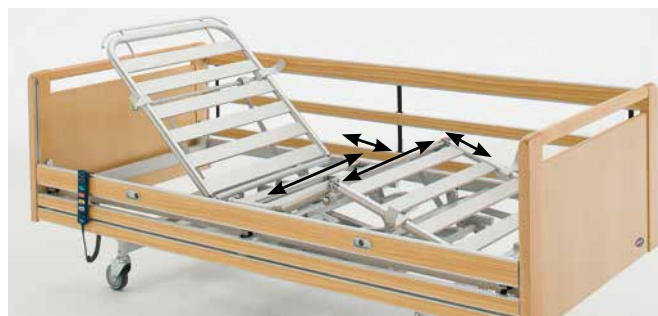
As always at Invacare, safety is our key concern. Side rails in both the standard bed length and the extendable version meet the increased strength demands of

the new IEC 60601-2-52_FDIS standard for beds, without compromising the ergonomics or working conditions of the carers.

Features and Options



Auto regression – improved functionality. Increased comfort when activating backrest, minimising shear/friction forces.



Optimised dimensions of mattress platform according to anthropometrical measurement, for increased comfort.



Extendable mattress platform. Additional 100 mm at head and foot. Bed easily extends with 50, 100, 150 or 200 mm to suit user needs.

Features and Options



Line Side rail

Full-length side rail meets the tough demands of strength and safety in the expected forthcoming standard for beds (IEC 60601-2-52_FDIS). The Line side rail is lightweight and easy to use.



Line Extendable side rail

Full-length side rail, which can be adjusted incrementally from 2000-2200 mm.



Removable panel

On the Victoria bed end, a removable panel allows easy access from the head and foot of the bed even with the full-length side rails mounted.



SB 755 Detachable



Bed ends can be dismantled without tools.

Need to move the bed from one place to another?
No lift?
Narrow staircase?
...No problem!

The **SB 755 Detachable** is designed to overcome all these challenges.

This bed is so easy to mount and dismount that it can be carried out by one person; our unique dismantable system is designed for minimum effort - no need to worry about losing screws or parts!

Designed with parts that weigh no more than 25kg each, the **SB 755 Detachable** is a novel design that is unique in the market. Such easy handling ensures that the bed is easy to carry – to whatever floor.



The seat section opens and the two mattress support parts are divided. The mattress platform is detached from the base with a quick release mechanism.



Mattress platform is effectively released and unlocked in the seat section.



The scissor is released from the base with the quick release handle.



Activate the quick release and the scissor is detached. The handle makes it very easy to dismount.



Bed parts, mattress and accessories are stored directly on the base with special hooks; storage and transport are facilitated and the bed takes up less space.

Features and Options



Victoria bed end

Detachable panel - Available in beech. Compatible with full length side rails.



Susanne bed end

Available in beech. Compatible with full length side rails.



Anita bed end

Available in beech. Compatible with full length side rails.



Cover for wooden side rail

Padded cover for wooden side rails. Cover remains in place when side rail is lowered.



Several handcontrols:

Invacare **Soft Control** or standard with "green" button function.



Lifting pole

The handle can be adjusted both in height and depth.



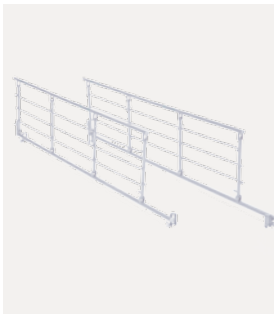
Swivel support handle

The swivel support handle provides good support for the client getting to a standing position.




Mattress support

Mattress support with aluminium slats.




Invacare **Scala Basic 2**

Foldable steel side rail.*




Invacare **Scala Basic Plus 2**

Foldable steel side rail with plastic inserts at the mounting brackets.*



Invacare **Scala Medium 2**

Foldable steel side rail for higher mattresses.*



Invacare **Scala Decubi 2**

Foldable steel side rail for extra high mattresses.*

*Compliant with the new standard for beds IEC 60601-2-52.



Central brake

Available as standard.



Lowering kit

Using castors of 75 mm creates a lower height of 250 mm.









SB 755 Wide








The **SB 755** is also available with a 120cm wide mattress platform (235kg/ 35 stone SWL).

Please see Invacare **Bed Accessories** brochure for more accessories.

Technical data

| | | | | | |
|---|---|---|---|--|---|
|  |  |  |  |  |  |
| SB 755 | Width inside: 850 / 900 mm Width outside: 950 / 1010 mm | Length outside: 2130 mm Length inside: 2080 mm Mattress: 2000 mm | Height adjustable: 350-820 mm Total height: 1600-2070 mm | Mattress support dimensions: 800 - 260 - 260 - 680 mm | Under bed clearance: 170 mm |

| | | | | | |
|--------------------------------|---|--|---|--|-----------------------------------|
| SB 755 Wide 1200 mm | Width outside: 1300 mm Width inside: 1200 mm | Length outside: 2130 mm Length inside: 2080 mm Mattress: 2000 mm | Height adjustable: 350 - 820 mm Total height: 1600 - 2070 mm | Mattress support dimensions: 800 - 260 - 260 - 680 mm | Under bed clearance: 170 mm |
|--------------------------------|---|--|---|--|-----------------------------------|

| | | | | | | |
|---|---|---|---|--|---|---|
|  |  |  |  |  |  |  |
| SB 755 | 0° - 28° Thigh angle | 0° - 16° Minimum angle below horizontal | 0° - 18° Full legrest lift | 25° (Angle below frame) 14° (Angle above frame) | SWL 235 kg (37 stone) Max. user weight 200 kg (31.5 stone) | Heaviest part of the product: 25 kg Bariatric use |

| | | | | | |
|--------------------------------|-------------------------|---|-------------------------------|--|--|
| SB 755 Wide 1200 mm | 0° - 28° Thigh angle | 0° - 16° Minimum angle below horizontal | 0° - 18° Full legrest lift | 25° (Angle below frame) 14° (Angle above frame) | SWL 235 kg (37 stone) Max. user weight 200 kg (31.5 stone) |
|--------------------------------|-------------------------|---|-------------------------------|--|--|

NB/ The bed must not be used by patients under 12 years of age, or by patients with body size equivalent to an average 12 year old or smaller.

For mattress compatibility, please refer to the user manual which can be found at www.invacare.co.uk

Frame colour and wood work



Aluminium grey



Beech

Invacare Limited
Pencoed Technology Park - Pencoed -
Bridgend CF35 5AQ - United Kingdom
Tel: +44 1 656 776 222
Fax: +44 1656 776 220
E-mail: uk@invacare.com
Sales Order E-mail:
ordersuk@invacare.com
www.invacare.co.uk

Invacare Ireland Ltd
Unit 5 - Seatown Business Campus
Seatown Road - SWORDS - County
Dublin - Ireland
Tel: +353 1 8107084
Fax +353 1 8107085
Email: Ireland@invacare.com
www.invacare.ie

© 2011 Invacare International Sàrl
All rights reserved.

All information quoted is believed to be
correct at time of print.
Invacare reserves the right to alter
product specifications without prior
consultation.

SB755 - UK - 04/2013 - 1523060